


# Using the Internet to enliven pronunciation



TESOL 2003 Discussion Group #1355

Holly Gray

Sharon Widmayer



# Setting Up

- What questions should I ask myself before I begin?
  - What are my students' technology skills?
  - How much time do I want the students to spend both in and out of class?
  - What computer resources (hardware & software) are available for both me and my students?
  - What skill(s) do the students need to focus on?



## ■ The Basic Ingredients

- At least one computer with a sound card, headphones or speakers, and an Internet connection
- Free plug-in software for listening (and recording)


## ■ Turning up the Heat

- Microphone
- Digital camera (still photos and/ or video)
- Digital recorder




# Grab and Go: Ready-made materials

- Visit existing pronunciation and/or listening sites
  - see handout for sites
  - what are *your* favorites?
- Requires very little prep
  - Caveat: Check the site out thoroughly in class & have at least one back-up



# Mix it Up: Designing new activities using pre-existing sites

- Sites for the ESL learner
  - Ideal for lower-level students
  - Good warm-up for advanced students
- Sites with authentic English
  - Brainstorm new twists on old standbys





# What activities ideas do you have?


- Have you used the Internet for Pronunciation?
- What worked? What didn't work?
- What's your favorite activity?



# Ready Recipes for Web Success

## ■ chEARs to the Web!


- Bingo—give students a site and specific sounds or stress patterns they have to listen for (for groups)
- Sound scavenger hunts—similar to bingo but works for individuals
- Stress, linking, or intonation discovery activities

- 
- Peer review practice using Speech Accent Archive ([classweb.gmu.edu/accent/](http://classweb.gmu.edu/accent/))
  - Quick cloze—cut and paste your way to a vowel reduction or linking activity

## ■ MOUTHing off! (speaking activities)

- Information gap activities
- The Play's the Thing—script writing and/or playacting





# Starting from Scratch: creating your own web-based resources

- Start slowly
- Be willing to experiment
- Take advantages of campus or free Net resources
  - Online course tools
    - WebCT
    - Blackboard
    - TrackStar
  - Plug-ins and javascript programs

# Thank you!

Holly Gray

[holly@soundsofenglish.org](mailto:holly@soundsofenglish.org)

Sharon Widmayer

[sharon@soundsofenglish.org](mailto:sharon@soundsofenglish.org)

[www.soundsofenglish.org](http://www.soundsofenglish.org)